

# Find A Grave

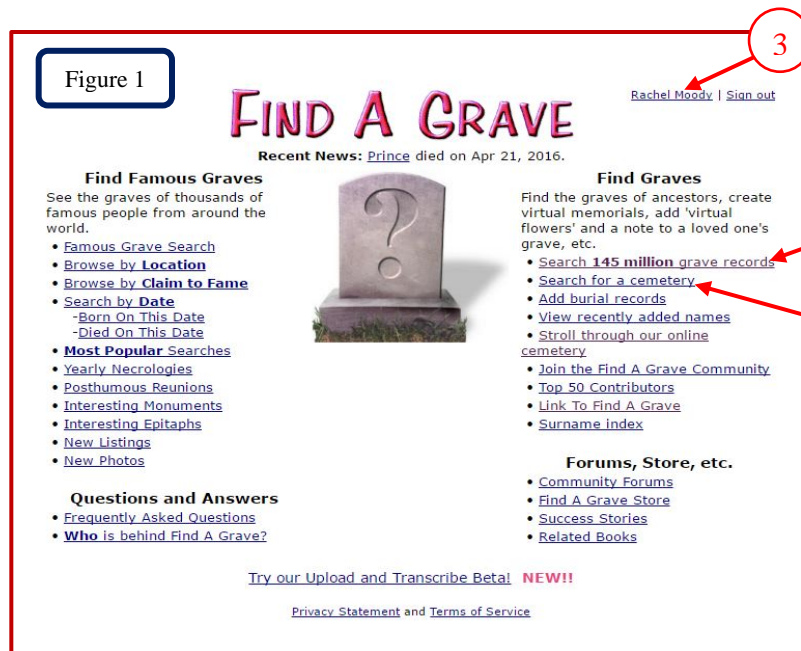
## Find A Grave

Find A Grave is a free site to Search for Your Ancestors. This site is in Partnership with FamilySearch, Ancestry, Find My Past, and My Heritage. This site is not only for seeing Headstones and Cemetery locations; there are some that put all kinds of information about the person and the family they belong too. Some use this site just like Ancestry and FamilySearch. They add photos, census records and link family members together. Find A Grave has listings for all over the World.

**Find A Grave Home Page link:** (1-3 see figure 1)  
<http://www.findagrave.com/>

This gives you links to all different things dealing with Find A Grave. We are going to talk about the Searching for and Searching of Cemeteries.

1. Find A Grave Searching
2. Search for a Cemetery
3. Becoming a Member



## Find A Grave Action Box (1-10 see figure 2)

Find A Grave Action box is located on the top left hand side of the screen of Find A Grave websites. This box will help you with what you want to search for.

1. Begin New Search - see Find A Grave Search (below)
2. Refine Last Search - lets you change or add to the last search you did.
3. Cemetery Lookup - see Find A Grave Cemetery Lookup (below)
4. Add Burial Records - you can add a whole Cemetery or just a Name
5. Help With Find A Grave - takes you to Find A Grave FAQ area
6. Top Contributors - show you the top helpers on Find A Grave
7. Success Stories - where you can read how Find A Grave has helped others
8. Community Forums - this links you to a Find A Grave Community page a Find A Grave account is required to use the Community pages.
9. Find A Grave Store - store that you can buy things that have Find A Grave in them.
10. Log In - where you become a member or Log into your account

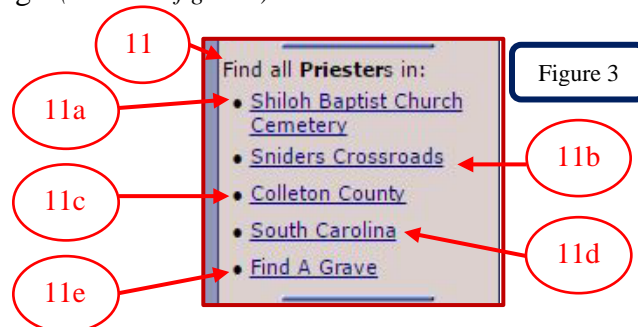


The Action Box will change when you are on a Person Profile Page. (11a-e see figure 3)

Here is some of what might be there:

\*This example is for the Priester Name

11. Find all (The Last Name) in:
  - A. Cemetery - you are Searching in
  - B. City - you are Searching in
  - C. County - you are Searching in
  - D. State - you are Searching in
  - E. Find A Grave



# Find A Grave

## Find A Grave Search (1-8 see figure 4)

Find A Grave Search Form quick link: <http://www.findagrave.com/cgi-bin/fg.cgi>

This takes to beginning to Search for a Headstone of your Ancestor.

You fill in information\*:

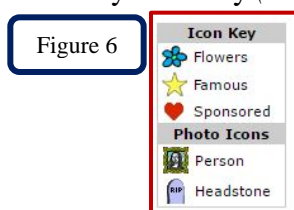
1. Name - First, Middle, Last - check boxes for Maiden name and Partial name search
2. Born - before/in/ after & Year
3. Died - before/in/after & Year
4. Cemetery in - The World
5. Memorial# - Find a grave has a number listed for every person's profile page
6. Date Filter - All Names/Added last 30 days/with or without headstones
7. Order by -Name/Birth/Death/Cemetery
8. Search - to begin search

\*Just note, sometimes too much information will cause you not to find them, because the record may not have all the information on it.  
Note: If the Name is not in the Database it will say: "Sorry, this Name is not in Database."

Here is an *Example* of what the pages will look like for your Search.

## Grave Search Results (9-12 see figure 5)

9. Records found
10. Name, Birth, and Death dates
11. Cemetery
12. City, County, and State
13. Icon Key - see key (13 see figure 6)



Click on a name to see if the person is the right one.

(see figure 7) Here are some Examples of what the page might look like:

\* Note that some have more information than others do.

# Find A Grave

## Find A Grave Cemetery Search (1-8 see figure 8)

Find A Grave Cemetery Search is where you can search for Cemeteries. You can search for Cemetery Records from all over the World. There can be more than one Cemetery with the same name.

Cemetery Search Form

1. Name of Cemetery
2. Country
3. State
4. County - for Untied States only will be under State
5. Search

If you do not know the Cemetery Name you can leave it blank and search just the Country/State.

*Note: if there is not a match it will read "No Matching Records"*

**Cemetery Search**

Find A Grave currently contains information for over 400,000 cemeteries in over 200 different countries. Find A Grave has at least a partial listing of graves for over 250,000 of these cemeteries. Use the search form below to locate a specific cemetery. If you don't know the name of the cemetery, you can also [browse by US county](#) or [browse by non-US country](#).

Name:

For best results, try entering just the first word of the cemetery.

Country:

State:

[Privacy](#) and [Terms of Service](#)

Figure 8

## Cemetery Search Results (6-10 see figure 9)

6. Records - list how many records were found
7. List of Cemetery names
8. Photo Requests - you can help by taking photos of the Headstones and adding them
9. Interments - how many people are listed in the Cemetery
10. Percent Photographed

**Cemetery Search Results**  
Records 1 to 11 (of 11 total matches)

| Cemetery Name  | Photo Requests | Interments | Percent Photographed |
|--|----------------|------------|----------------------|
| <a href="#">Hickory Grove Advent Christian Church Cemetery</a><br>Saluda County<br>South Carolina<br>USA     | 1              | 128        | 37%                  |
| <a href="#">Hickory Grove Baptist Church</a><br>Clarendon County<br>South Carolina<br>USA                    | 5              | 193        | 11%                  |
| <a href="#">Hickory Grove Baptist Church Cemetery</a><br>Brunson<br>Hampton County<br>South Carolina<br>USA  | 3              | 444        | 95%                  |
| <a href="#">Hickory Grove Baptist Church Cemetery</a><br>Conway<br>Horry County<br>South Carolina<br>USA     | 2              | 208        | 92%                  |
| <a href="#">Hickory Grove Baptist Church Cemetery</a><br>Wallace<br>Marlboro County<br>South Carolina<br>USA | -              | 350        | 95%                  |

Figure 9

Click on the Cemetery to open the Cemetery Page.

Here is an Example: (11-13 see figure 10)

Hickory Grove Baptist Church Cemetery

11. Address of the Cemetery
12. Links - Interments/Photos/Photos Request/ Adding Names/ Uploading Photos
13. Searching - First and Last Name

When you search it will take you to the Grave Search Results.

**Hickory Grove Baptist Church Cemetery**

Info Map Remove from MyCemeteries

126 Hickory Grove Road  
Brunson  
Hampton County  
South Carolina USA  
Postal Code: 29911

**Links**

- [View all interments](#) (444)
- 95% photographed. [2]
- 3 photo requests
- [Add a name to this cemetery](#)
- [Submit spreadsheet](#) [2]

**Transcriptions NEW!!**

- [Upload headstone photos](#)
- [Photos to Transcribe](#)

**Search** Hickory Grove Baptist Church Cemetery:

First Name Last Name

Figure 10



## Find A Grave

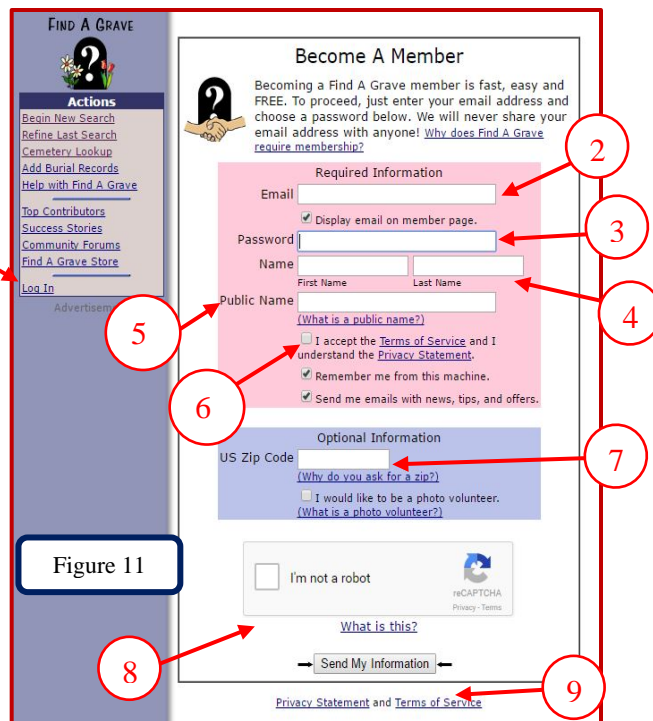
**Becoming a Member of Find A Grave** (1-9 see figure 11)

Becoming a member of Find A Grave can help you and many others. When you become a member you can ask others' questions about the information that is on their pages they created or manage. You can create memorial pages with Headstones pictures and other information. You can volunteer to help others by taking photos of headstones for them.

\* You “DO NOT” need to join Find A Grave to Search the Database on the website.

### Filling out the Becoming a Member:

1. Log In - to start an Account / Logging in
2. Email
3. Password
4. Name - First and Last Name
5. Public Name - you can change this to what you want other to see as your Name.
6. Terms of Service - this must be checked to send you information
7. Zip code - this is for the Photo Volunteer program you can read more by clicking the link below
8. I'm not a Robot - Captcha, to make sure you are a human instead of an automated script.
9. Send My Information - now you are getting started.



After sending in your Information you will get an “Activate Your Account” screen come up asking you to go to your Email and get an Activation Code. (*see figure 12*)



Once you enter the Activation Code, you will get a Success screen welcoming you to Find A Grave. There are Links to some of the things that you can do as a Member on Find A Grave. (see figure 13)

